














Mój KG ring - Strona 2 - xSofty Bahnplaner - DER x

www.softyroyal.de

Anna

SoftyBahnplaner

RechtlichesFinanzielles













Kurve K1, Radius 39,6cm, 60°


Standardschienen

Randstreifen

Digitalkomponenten

x





2011.66cm

2011.66cm

208.92cm

299.64cm

64.80cm

PL 09:15